


# UNA-CLAD™ METAL

## COLOR SELECTION

### 24 GAUGE GALVANIZED



BONE WHITE




MATTE BLACK



CHARCOAL GRAY



SLATE GRAY



DARK BRONZE




EXTRA DARK BRONZE



SANDSTONE




MEDIUM BRONZE



ALMOND



SIERRA TAN



STONE WHITE



CITYSCAPE



COLONIAL RED



ELECTRIC BLUE ■▲



MASNARD BROWN



REGAL RED ■



REGAL BLUE ■



SHERWOOD GREEN




SILVER METALLIC ■▲



SKY BLUE

### .032 ALUMINUM



BONE WHITE



DARK BRONZE




MATTE BLACK



MATTE BLACK

### .050 ALUMINUM

### .040 ALUMINUM



BONE WHITE




DARK BRONZE



MATTE BLACK



MEDIUM BRONZE



SILVER METALLIC ■▲